




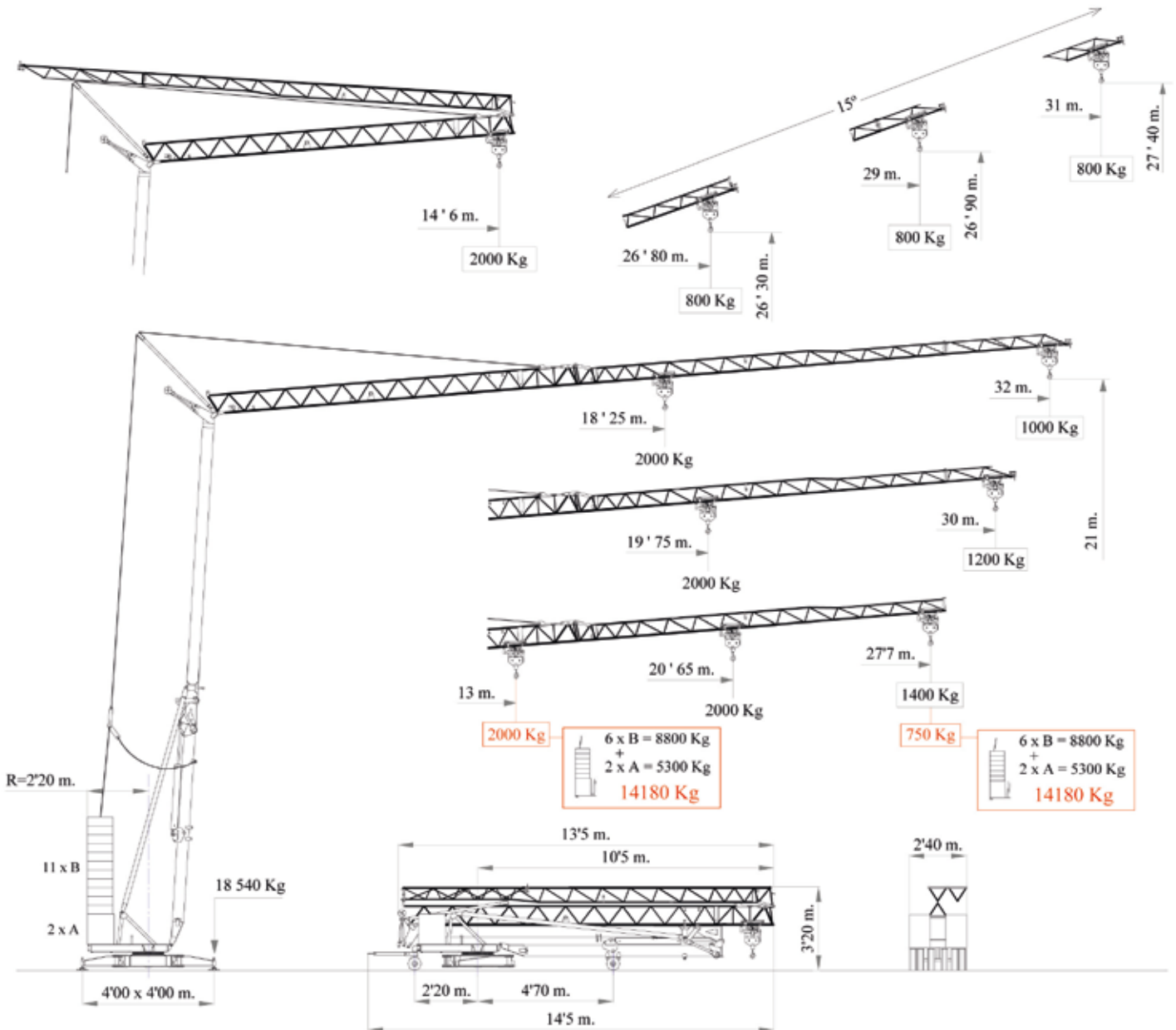


# H-32 SR/2T

-  Grúa hidráulica
-  Crane hydraulic
-  Hydraulischer kran
-  Grue hydraulique
-  Grua hidráulica







## MECANISMOS / Mechanisms / Antriebe / Mécanismes / Meccanismi

	m/min	5	20.5	41
	Kg	2000	2000	1000
	Kw	1.8	7.5	7.5
	m/min	18.5		37
	Kg	2000		2000
	Kw	0.75		1.5
	r.p.m	0.25	0.5	0.8
	Nm		30	
	Kw		4	

ALIMENTACION ELECTRICA Mains supply Netzstrom Réseau électrique Alimentazione elettrica	400 V 50 Hz
---	----------------

POTENCIA ELECTRICA NECESARIA Power requirement Anschlusswert Puissance électrique nécessaire Potenza elettrica necessaria	13 Kw
---	-------

-  Elevación / Hoisting / Heben / Levage / Sollevamento
-  Distribución / Trolleying / Katzfahren / Distribution / Distributions
-  Orientación / Slewing / Schwenken / Orientation / Rotazione
-  Montaje / Erection / Montage / Montaggio

## DIAGRAMAS DE CARGA / Loads diagrams / Lastkurven / Courbes de charges / Diagrammi di carico



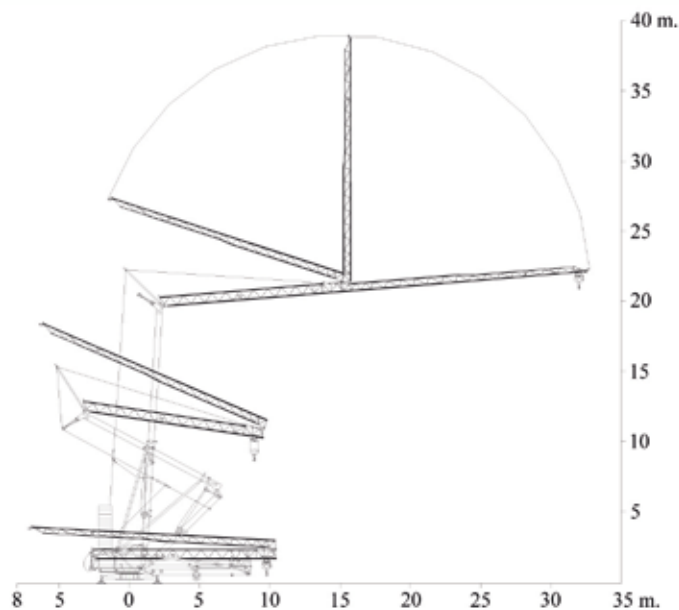
11 x B  
2 x A  21 580 Kg

m	18.25	20	22	24	26	28	30	32
Kg	2000	1788	1590	1428	1293	1180	1083	1000
m	19.75	20	22	24	26	28	30	
Kg	2000	1970	1753	1576	1430	1305	1200	
m	20.65	22.7	24.7	26.7	27.7			
Kg	2000	1783	1609	1464	1400			

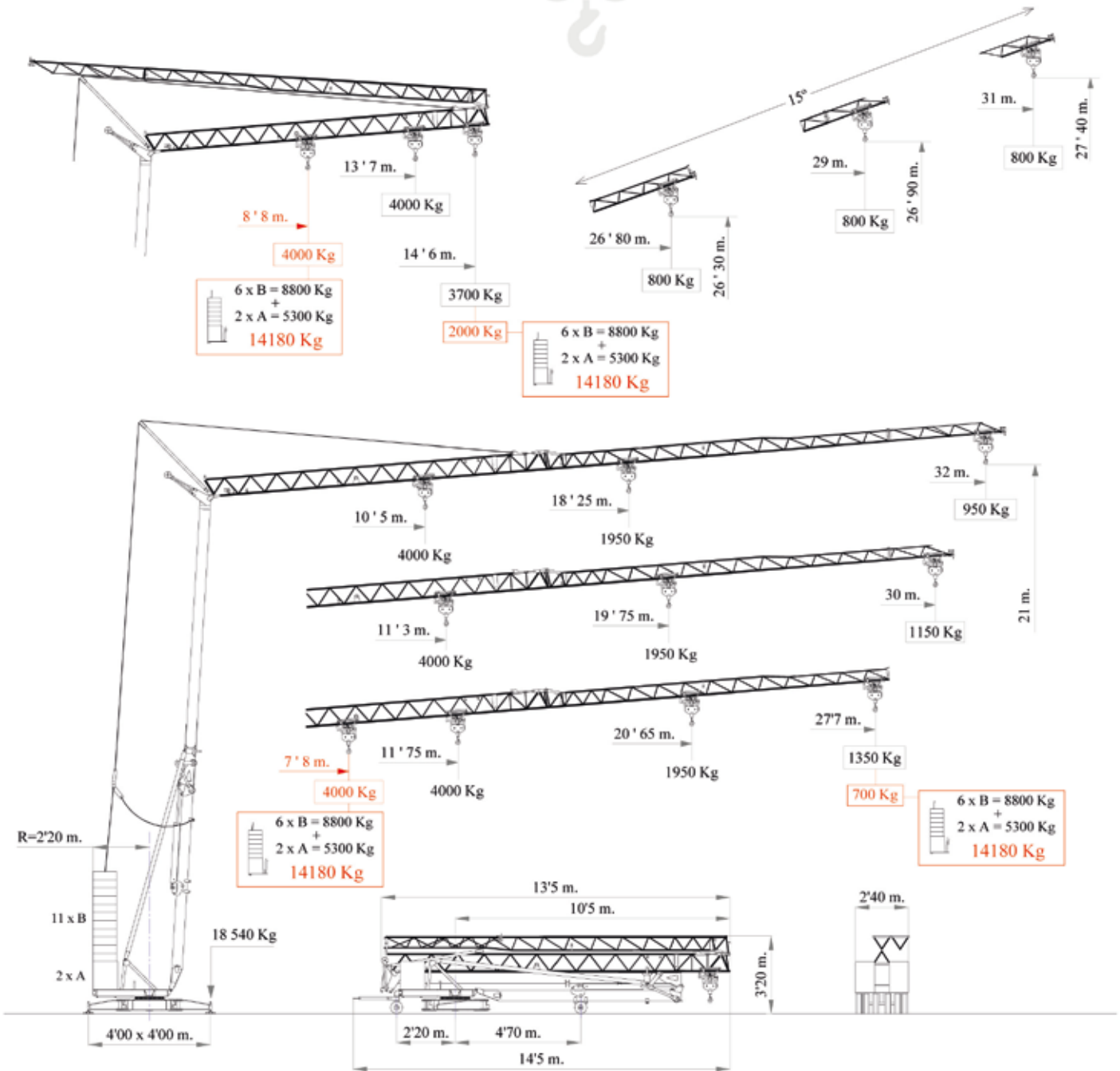
6 x B  
2 x A  14 180 Kg

m	13	15.7	17.7	19.7	21.7	23.7	25.7	27.7
Kg	2000	1566	1341	1168	1031	920	827	750

## MONTAJE / Erection / Montage / Montaggio



# H-32 DR/4T



## MECANISMOS / Mechanisms / Antriebe / Mécanismes / Meccanismi

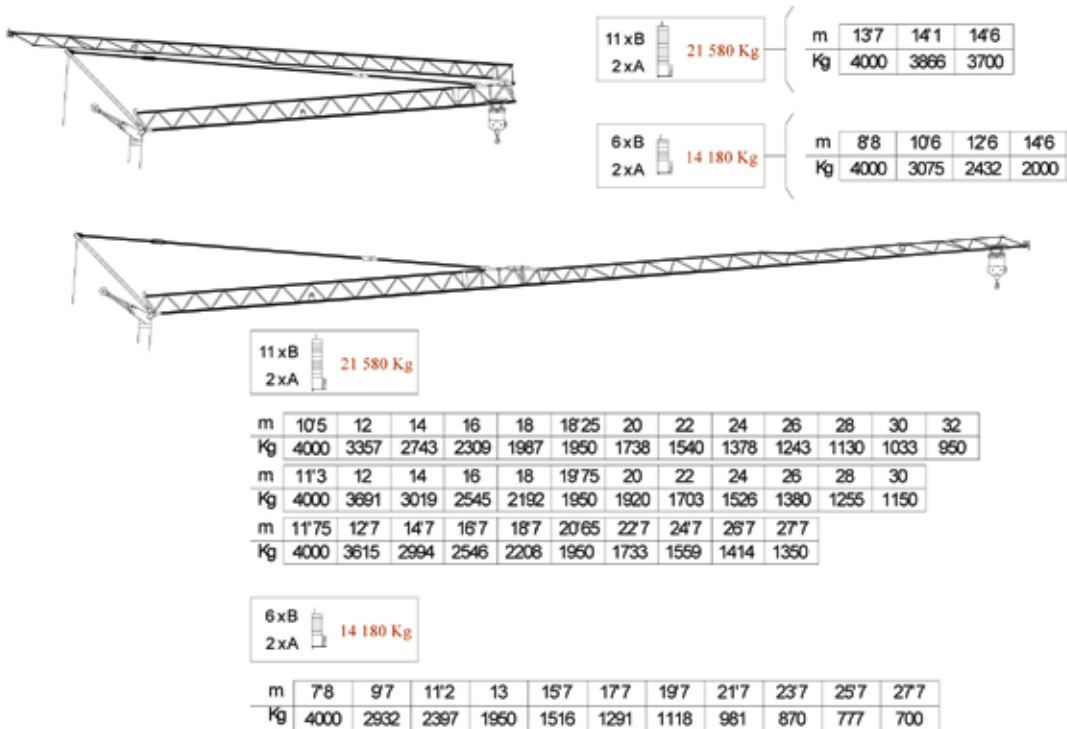
		●			●●		
▲	m/min	5	20'5	41	25	10'25	20'5
	Kg	2000	2000	1000	4000	4000	2000
	Kw	1'8	7'5	7'5	1'8	7'5	7'5
◀▶	m/min	19	38		19	38	
	Kg	2000	2000		4000	2000	
	Kw	1'1	2'2		1'1	2'2	
●	r.p.m	0'25	0'5	0'8	0'25	0'5	0'8
	Nm	30			30		
↗	Kw	4			4		

ALIMENTACION ELECTRICA Mains supply Netzstrom Réseau électrique Alimentazione elettrica	400 V 50 Hz
---	----------------

POTENCIA ELECTRICA NECESARIA Power requirement Anschlusswert Puissance électrique nécessaire Potenza elettrica necessaria	13 Kw
---	-------

- Elevación / Hoisting / Heben / Levage / Sollevamento
- ◀▶ Distribución / Trolleying / Katzfahren / Distribution / Diritubuzione
- Orientación / Slewing / Schwenken / Orientation / Rotazione
- ↗ Montaje / Erection / Montage / Montaggio

## DIAGRAMAS DE CARGA / Loads diagrams / Lastkurven / Courbes de charges / Diagrammi di carico



## PESO / Weight / Gewicht / Poids / Peso

<p>2 x 2650 Kg + 11 x 1480 Kg</p>	21 580 Kg	<p>10 500 Kg</p>
---	-----------	------------------