




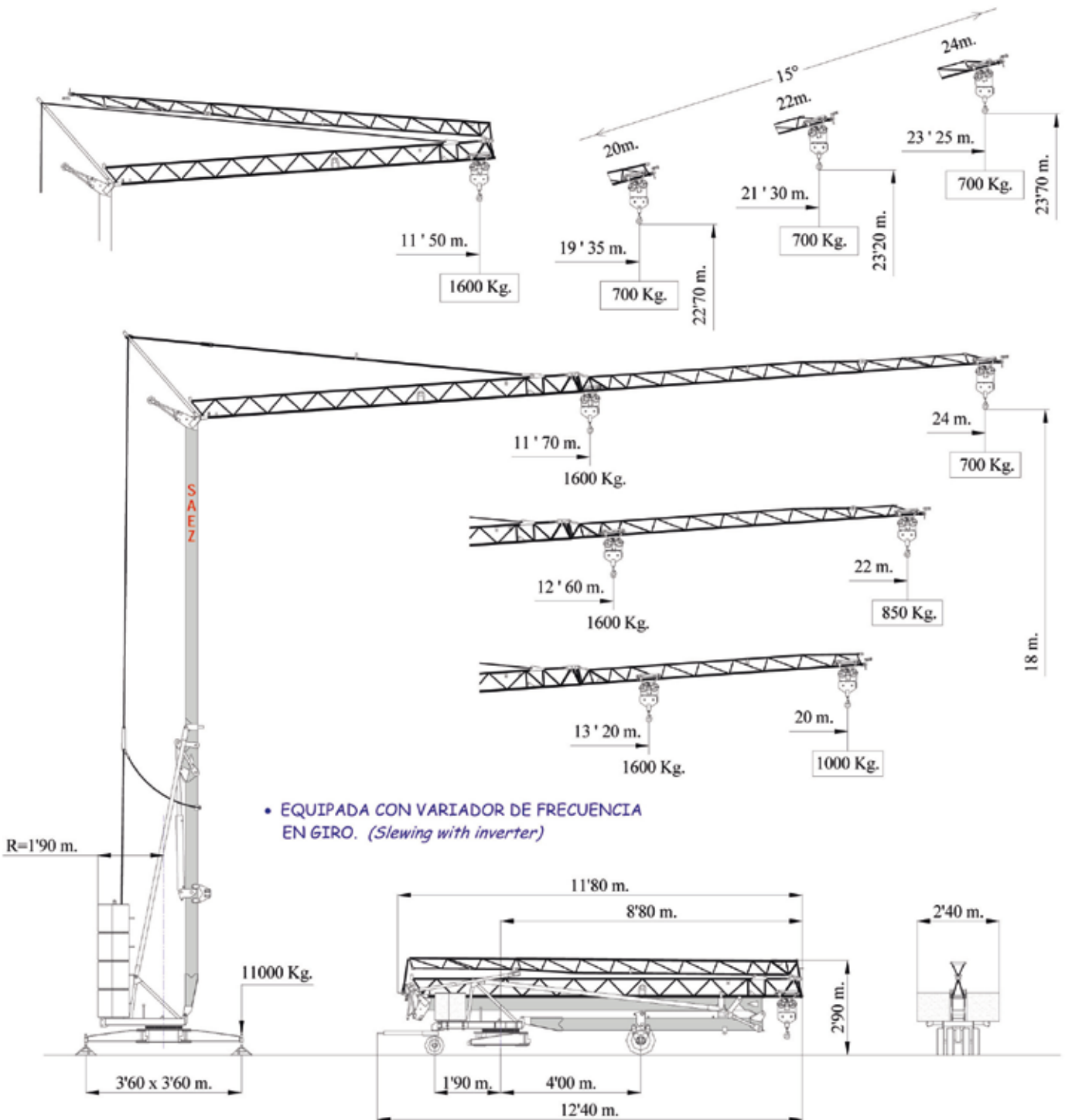


H-24

-  Grúa hidráulica • *Trifásica*
-  Crane hydraulic • *Three-phase*
-  Hydraulischer kran • *Dreiphasig*
-  Grue hydraulique • *Triphasée*
-  Gru hidráulica • *Trifase*







DIN 15018



TRIFÁSICA

 Three-phase
 Dreiphasig
 Triphasée
 Trifase

MECANISMOS / Mechanisms / Antriebe / Mécanismes / Meccanismi

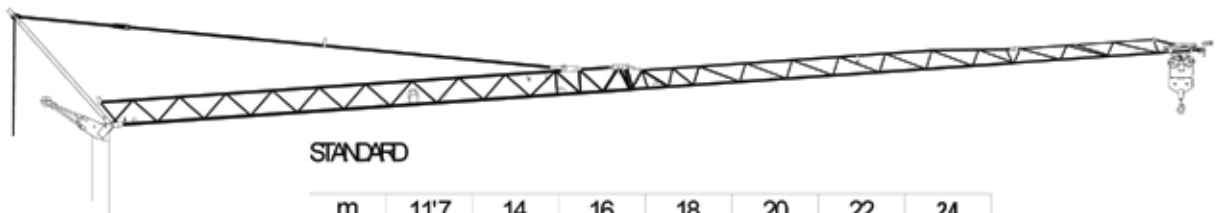
	m/min	6	18	36
	Kg	1600	1600	800
	Kw	1'3	5'5	5'5
	m/min	37		
	Kw	1'1		
	r.p.m	0'25	0'5	0'8
	Nm	25		
	Kw	22		

ALIMENTACION ELECTRICA Mains supply Netzstrom Réseau électrique Alimentazione elettrica	400 V 50 Hz
---	----------------

POTENCIA ELECTRICA NECESARIA Power requirement Anschlusswert Puissance électrique nécessaire Potenza elettrica necessaria	8 Kw
---	------

- Elevación / Hoisting / Heben / Levage / Sollevamento
- Distribución / Trolleying / Katzfahren / Distribution / Distributions
- Orientación / Slewing / Schwenken / Orientation / Rotazione
- Montaje / Erection / Montage / Montaggio

DIAGRAMAS DE CARGA / Loads diagrams / Lastkurven / Courbes de charges / Diagrammi di carico



STANDARD

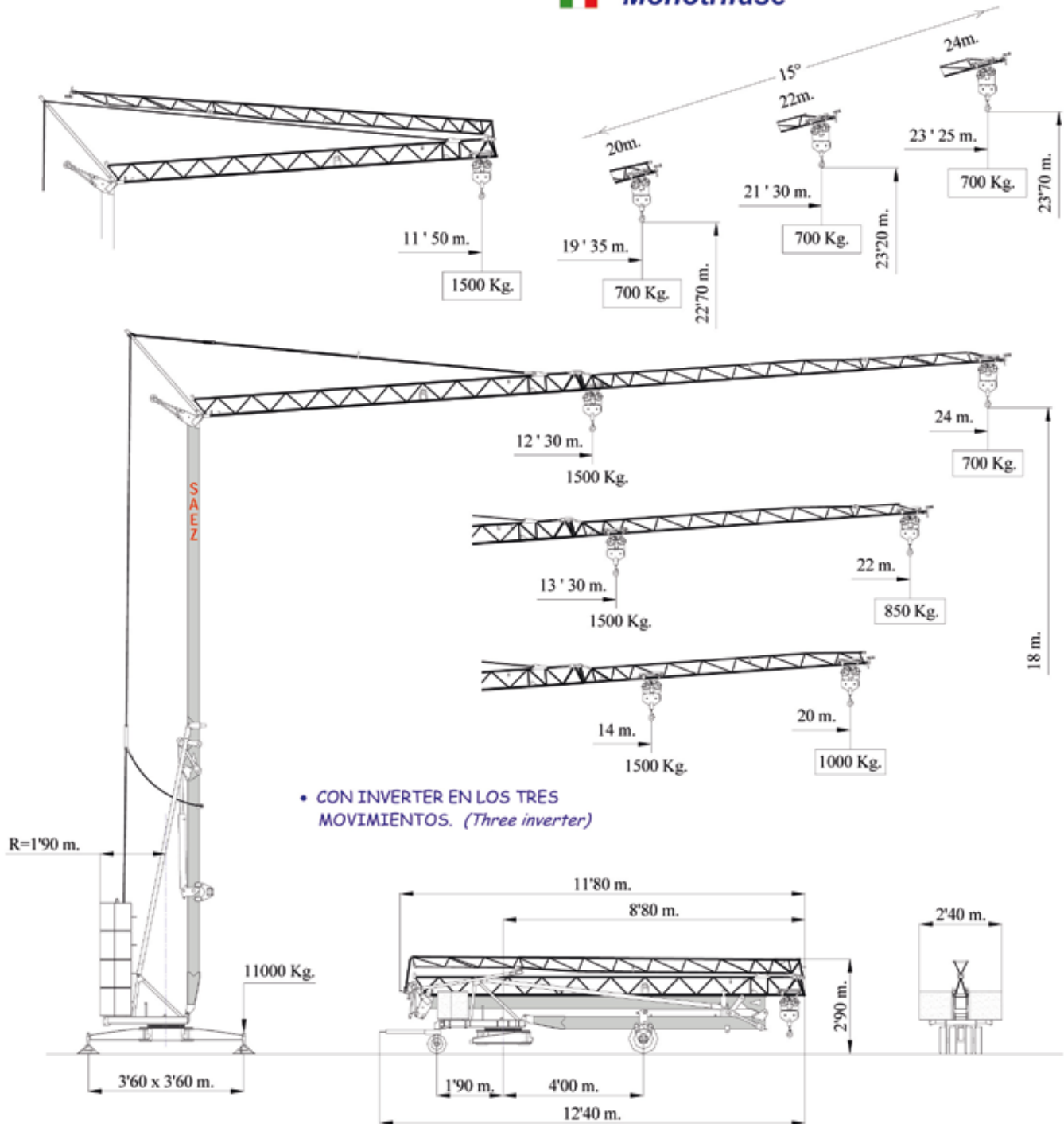
m	11'7	14	16	18	20	22	24
Kg	1600	1305	1120	975	865	775	700
m	12'6	14	16	18	20	22	
Kg	1600	1425	1225	1070	950	850	
m	13'2	14	16	18	20		
Kg	1600	1500	1290	1130	1000		

PESO / Weight / Gewicht / Poids / Peso

	8 x 1325 Kg	10600 Kg		6800 Kg
---	-------------	----------	--	---------

H-24

-  **Monotrifásica**
-  **Mono three-phase**
-  **Dreiphasig**
-  **Monotriphasée**
-  **Monotrifase**







ESPECIFICACIONES SUJETAS A MODIFICACIONES SIN PREVIO AVISO.
 Specifications subject to modification without notice.
 Obiges kann ohne berstaendigung geaendert werden.
 Specifications susceptibles de modification sans avis préalable.
 Specifiche suscettibili di variazioni senza preavviso.



MONOTRIFÁSICA





 **Monotrifásica**
 **Mono three-phase**
 **Dreiphasig**
 **Monotriphasée**
 **Monotrifase**

MECANISMOS / Mechanisms / Antriebe / Mécanismes / Meccanismi

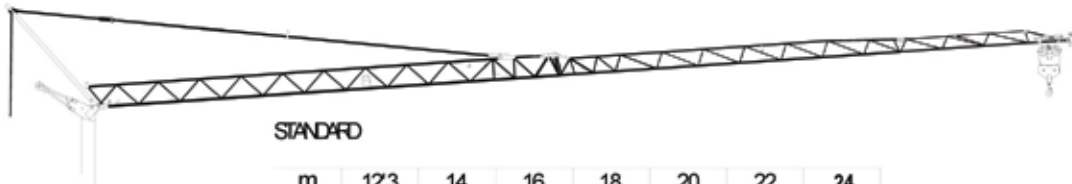
	m/min	4	16	25
	Kg	1500	1500	800
	m/min		37	
	Kw		1'1	
	r.p.m	0'25	0'5	0'8
	Nm		25	
	Kw		22	

ALIMENTACION ELECTRICA Mains supply Netzstrom Réseau électrique Alimentazione elettrica	230 / 400V 50Hz
---	--------------------

POTENCIA ELECTRICA NECESARIA Power requirement Anschlusswert Puissance électrique nécessaire Potenza elettrica necessaria	6'5 Kw
---	--------

-  Elevación / Hoisting / Heben / Levage / Sollevamento
-  Distribución / Trolleying / Katzfahren / Distribution / Distribuzione
-  Orientación / Slewing / Schwenken / Orientation / Rotazione
-  Montaje / Erection / Montage / Montaggio

DIAGRAMAS DE CARGA / Loads diagrams / Lastkurven / Courbes de charges / Diagrammi di carico



STANDARD

m	123	14	16	18	20	22	24
Kg	1500	1305	1120	975	865	775	700
m	133	14	16	18	20	22	
Kg	1500	1425	1225	1070	950	850	
m	14	16	18	20			
Kg	1500	1290	1130	1000			

MONTAJE / Erection / Montage / Montaggio

